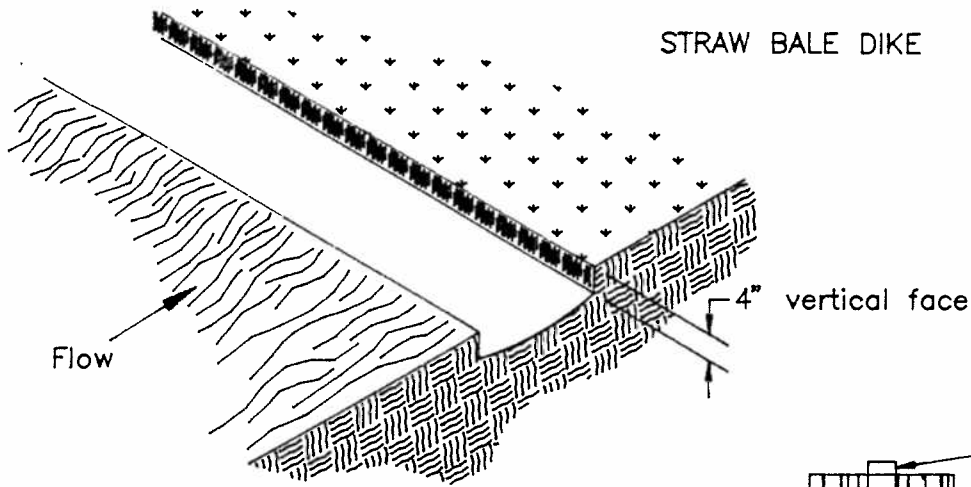
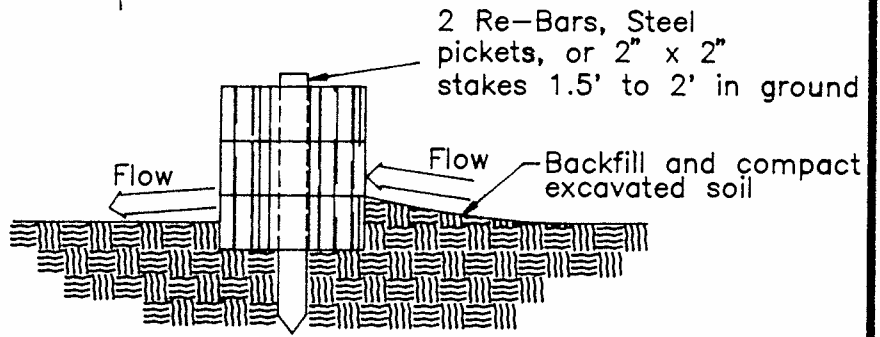


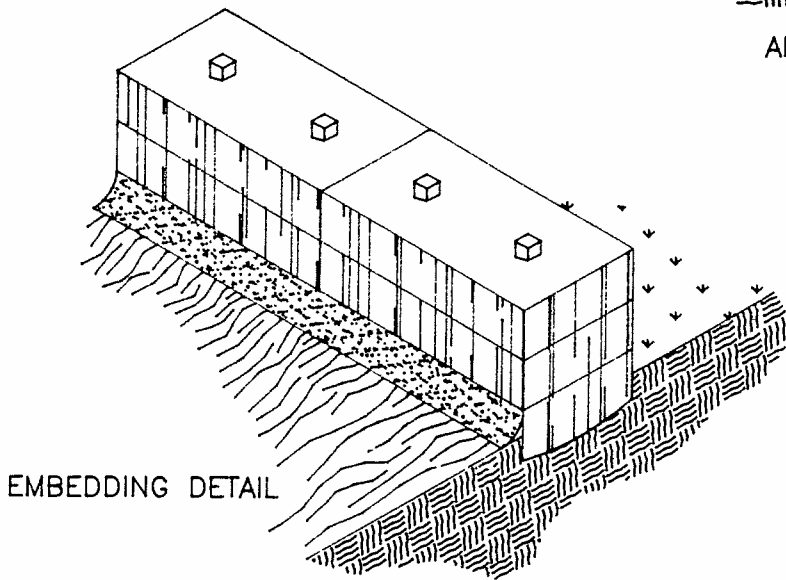
STRAW BALE DIKE



Wire or nylon bound bales placed on the contour



ANCHORING DETAIL



Spacing is governed by slope. Use the following guideline.

Percent Slope	Distance between barriers - feet
2 - 8	100 - 92
8 - 12	92 - 75
12 - 18	80 - 60
18 - 24	60 - 52

CONSTRUCTION GUIDELINES

Place hay or straw bales in a row along the contour with adjacent bales securely tied with either wire or nylon string. Anchor each bale with two metal or wood stakes. Wooden stakes should be at least 2" x 2" and driven in the ground a minimum of 1.5 feet. Bales should be placed in the ground at least four inches. Wedge loose straw between bales.

APPROVED 6-8-93

S. Kent Huston
CITY ENGINEER

REVISED:

TEMPORARY
SEDIMENT
BARRIER
STRAW OR HAY BALES

CITY OF LANCASTER, OHIO
DEPARTMENT OF ENGINEERING

STANDARD
CONSTRUCTION DRAWING

DWG. BY: C.S.W.

CHK'D BY: RM

FILE NUMBER

D-7