



CITY OF LANCASTER
Certified Building Department
121 East Chestnut Street, Suite 102
Lancaster, Ohio 43130-3825
(740) 687-6649
Fax (740) 681-5030
Web site: www.ci.lancaster.oh.us/dept/building

Application Requirements for Swimming Pools

Listed below are the required documents that you must submit in order to receive a swimming pool permit.

1. Submit a dimensioned site plan that includes these items:
 - a. Location of the pool on the lot. This should include the proposed distances from your property lines and other structures. (There will be a zoning check to make sure the pool meets all setback requirements of the Planning & Zoning Code.)
 - b. Proposed elevations of the finish grade(s) for an in-ground pool.
 - c. Location of any easements.
 - d. Proposed location and specifications for fencing and gates if required. (You should refer to Appendix G of the most current version of the International Residential Code for requirements based on the type of pool you are installing.)
 - e. Show compliance with the National Electric Code for swimming pool installation. (See page 2)
 - f. Show locations of any overhead or underground electrical cables or power drops (NOTE BELOW).
2. On the application, page 3, complete the Electrical Permit section and provide drawings to show compliance with the National Electric Code per the sections that pertain to swimming pools. An electrical safety inspector will perform the inspection.
3. A \$100.00 deposit is required at the time of application and submittal of plans. This fee is applied to the cost of plan review and permit. Additional fees will apply.

NOTE: Most power providers do not want the power lines above the pool. Please contact your electric power service provider and discuss your plans with their engineers. Typically, they will relocate the overhead power lines free of charge.

**OHIO LAW REQUIRES 48 HOURS NOTICE BEFORE EXCAVATION
ACTIVITIES BEGIN!**

CALL 1-800-362-2764

**OHIO UTILITIES PROTECTION SERVICE
THIS IS A FREE SERVICE**

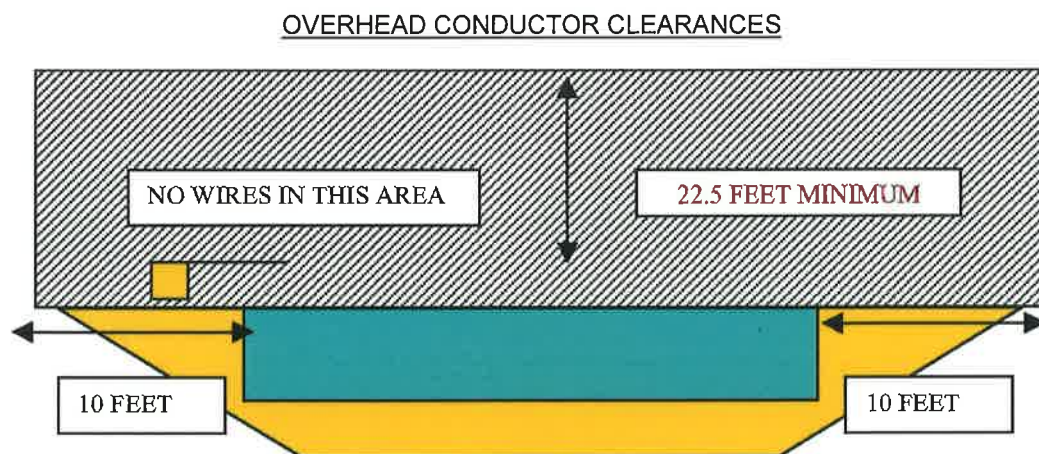
See pages 2,3 & 4 for electrical code details

Swimming Pools & National Electrical Code

Electricity and water don't mix. In addition to the hazards created by wiring and other equipment, pools require bonding and grounding to eliminate voltage gradients even if there is not any electrical equipment in the pool area. The following code items are required for swimming pools:

Overhead Clearances from Wires:

- Electric service drops above or within 10 feet of the pool must have a minimum clearance of 22.5 feet in any direction from water
- Clearance from diving platform must be a minimum of 14.5 feet.



Wiring:

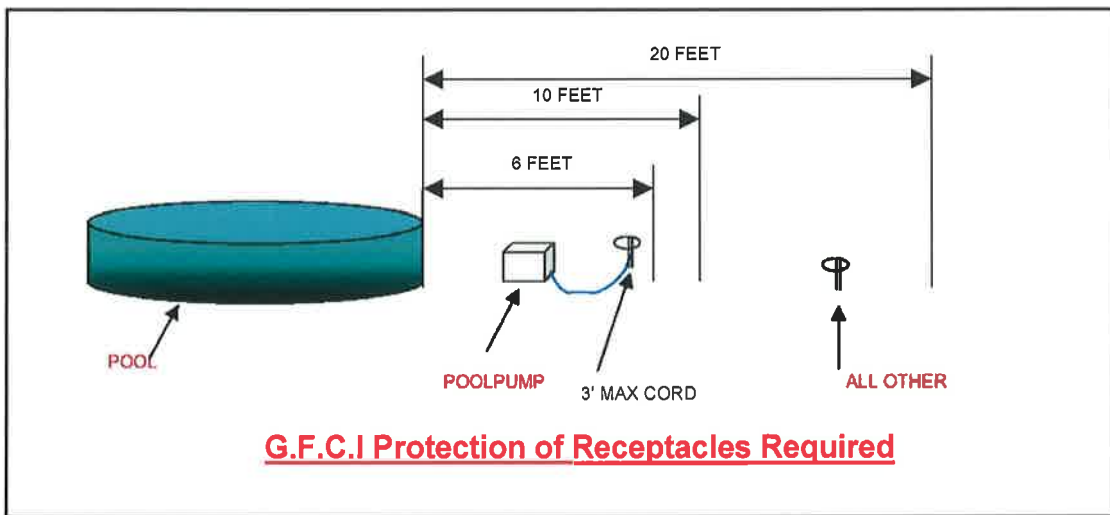
- No underground wiring, not associated with the pool, is permitted within 5 feet of the pool
- Non-pool conduit is permitted if space is limited. Depth minimum is 6 inches if rigid metallic conduit or 18 inches if PVC pipe is used.
- New feeder must be in rigid metal, flexible metal, intermediate metal or PVC type conduit.
- Existing feed permitted if electrical grounding conductor is present
- EMT conduit permitted for feeder on a wall or within the building
- Approved wiring methods permitted on pump motors within single family dwellings

Grounding:

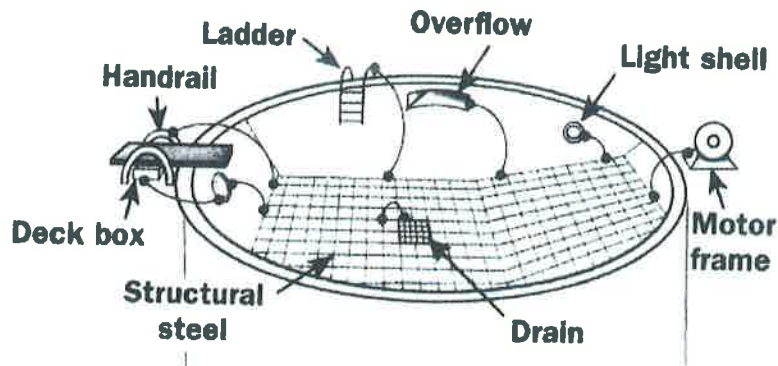
- Pool electrical grounding conductor size is minimum # 12 AWG
- All splices must be placed on terminals, no wire nuts can be used
- New feeders must use an insulated equipment grounding conductor

Receptacles:

- Minimum of one receptacle at least 6 feet and not more than 20 feet from the inside wall of the pool
- If space is restricted, a reduction to not less than 5 feet is permitted
- Pump motor receptacle shall be located not less than 6 feet from the motor with a grounding type, single receptacle, locking configuration and GFCI protected
- Receptacles within 20 feet of the pool must be GFCI protected. This does not include receptacles within the dwelling.



Example of Swimming Pool Bonding System

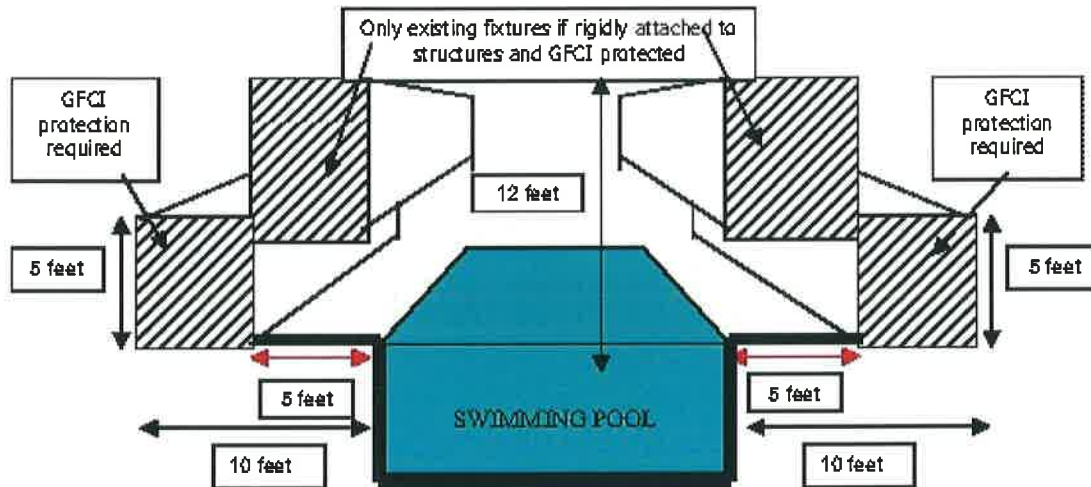


Bonding:

- All parts of a pool structure and equipment must be bonded
- A perimeter surface bonding grid shall extend 3 feet beyond the inside walls of the pool
- Pool motors must be bonded unless listed as double insulated
- Bonding conductor minimum size #8 solid copper

Lighting Outlets:

- GFCI protection is required for lights greater than 5 feet and less than 10 feet from the pool and greater than 5 feet above the pool.
- No lights permitted within 5 feet unless mounted 12 feet or more above the pool.
- Light fixture installed on existing structure is permitted if less than 5 feet from the pool if GFCI protected and is higher than 5 feet above the water.
- Lighting for indoor pools must be minimum 7'-6" inches above the water if enclosed and GFCI protected.



Spa and Hot Tubs

Outdoor spa and hot tubs follow the same rules as swimming pools with the additional items below:

General

- Packaged unit must use GFCI protection with maximum 15 foot cord
- All metal within 5 feet must be bonded similar to swimming pools
- Bands used to secure staves not required to be bonded
- GFCI protection must be used on all outlets that supply the spa equipment unless a listed package with integral GFCI system is employed
- A disconnecting means shall be provided for all utilization equipment, readily accessible and within sight from its equipment no less than 5 feet horizontally from the inside wall of a spa or hot tub

Indoors

- Minimum of one receptacle required greater than 5 feet but less than 10 feet measured from inside wall of spa
- Receptacles less than 10 feet from inside wall of spa must be GFCI
- No wall switches permitted within 5 feet of inside wall of the spa
- Fixtures above a spa or hot tub must be totally enclosed, GFCI protected and mounted a minimum of 7'-6" above the water height